

RAUF DENKTASH UNIVERSITY(RDU) ONLINE SURVEY USER'S MANUAL



Contents

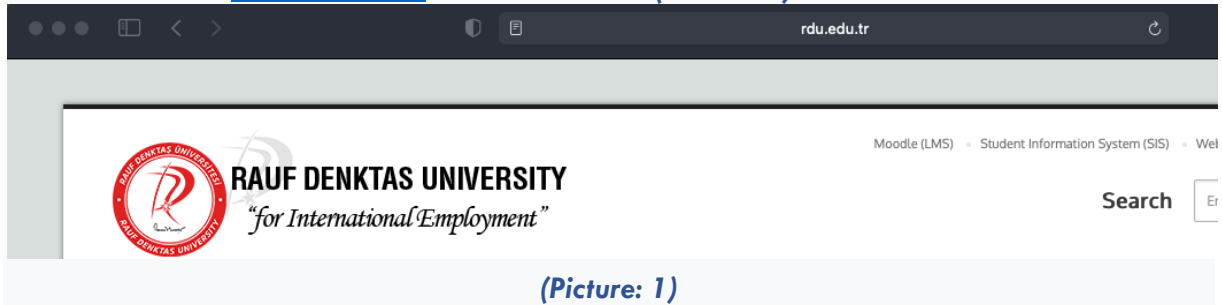
1. HOW CAN I FILL OUT THE STUDENT SATISFACTION SURVEY
2. HOW CAN I FILL OUT THE STUDENT COURSE AND INSTRUCTOR SURVEY?

Description: This guide explains how to use the RDU Online Survey System for our university students.



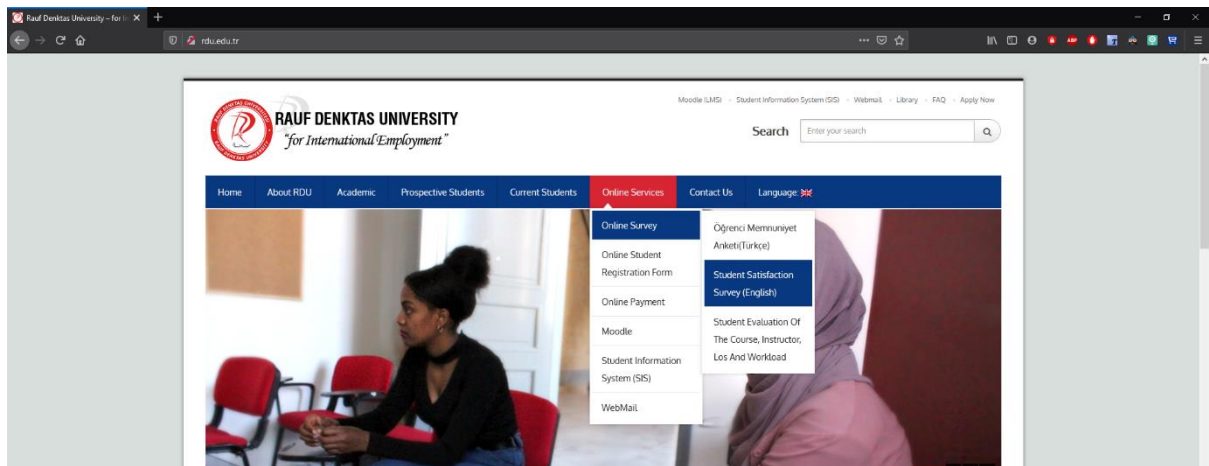
SECTION - 1

STEP 1: Enter the www.rdu.edu.tr internet address. **(Picture: 1)**



(Picture: 1)

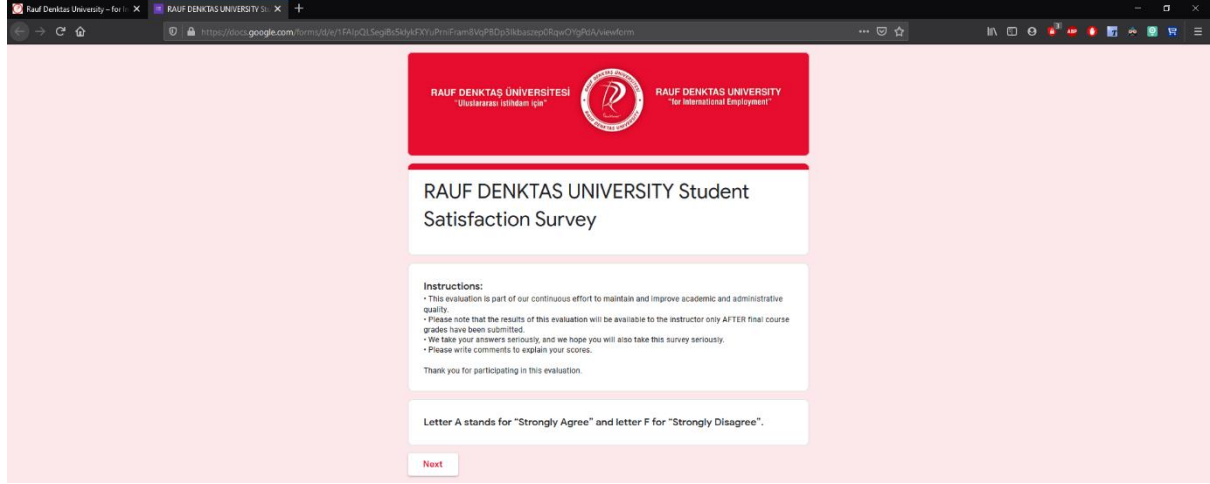
STEP 2: From the menu on the website, the first questionnaire form to be filled is opened by following the Online Services → Online Survey → Student Satisfaction Survey. **(Picture: 2)**



(Picture: 2)



By hitting the button, you may start to fill the survey. (Picture: 3)



RAUF DENKTAS ÜNİVERSİTESİ
"Uluslararası İstihdam İçin"

RAUF DENKTAS UNIVERSITY
"for International Employment"

RAUF DENKTAS UNIVERSITY Student
Satisfaction Survey

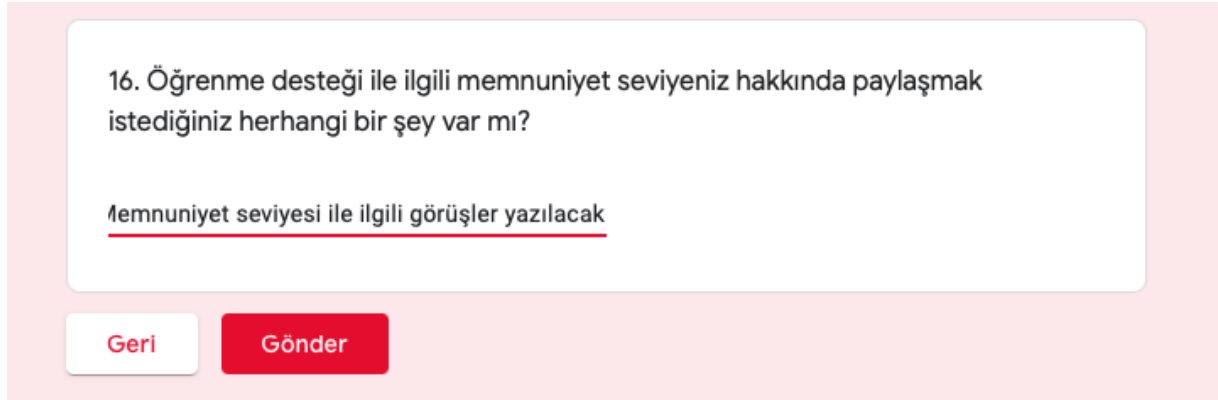
Instructions:
• This evaluation is part of our continuous effort to maintain and improve academic and administrative quality.
• Please note that the results of this evaluation will be available to the instructor only AFTER final course grades have been submitted.
• We take your answers seriously, and we hope you will also take this survey seriously.
• Please write comments to explain your scores.
Thank you for participating in this evaluation.

Letter A stands for "Strongly Agree" and letter F for "Strongly Disagree".

Next

(Picture: 3)

STEP 4: After the survey questions have been answered, it is necessary to click the Send button to successfully complete and complete the survey. (Picture: 4)



16. Öğrenme desteği ile ilgili memnuniyet seviyeniz hakkında paylaşmak istediğiniz herhangi bir şey var mı?

Memnuniyet seviyesi ile ilgili görüşler yazılacak

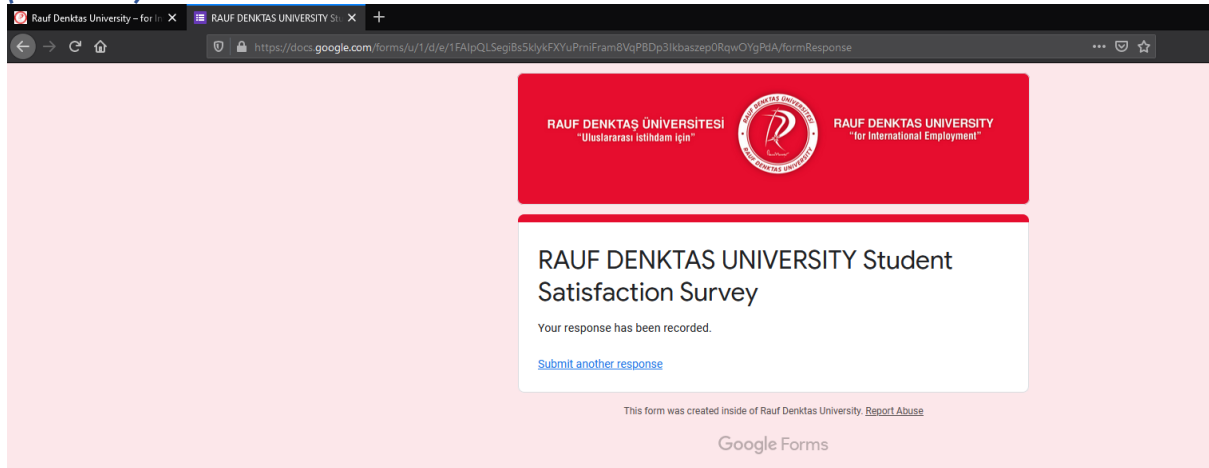
Geri Gönder

(Picture: 4)



STEP 5: Finally, the system will display a warning saying Your Response has been Saved.

(Picture: 5)



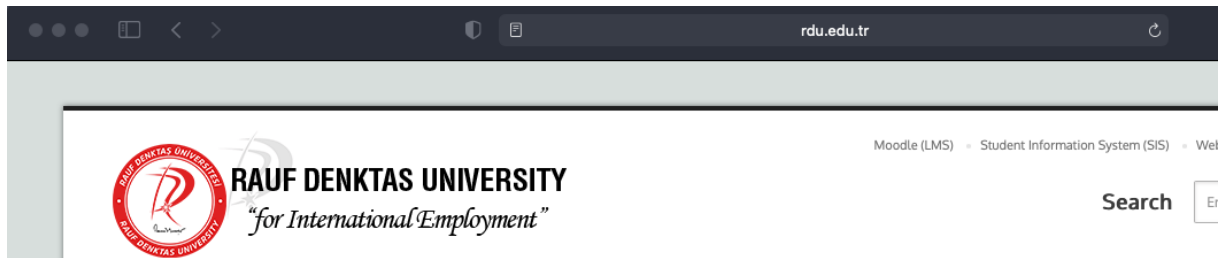
(Resim: 5)

You have reached to the end of chapter 1.



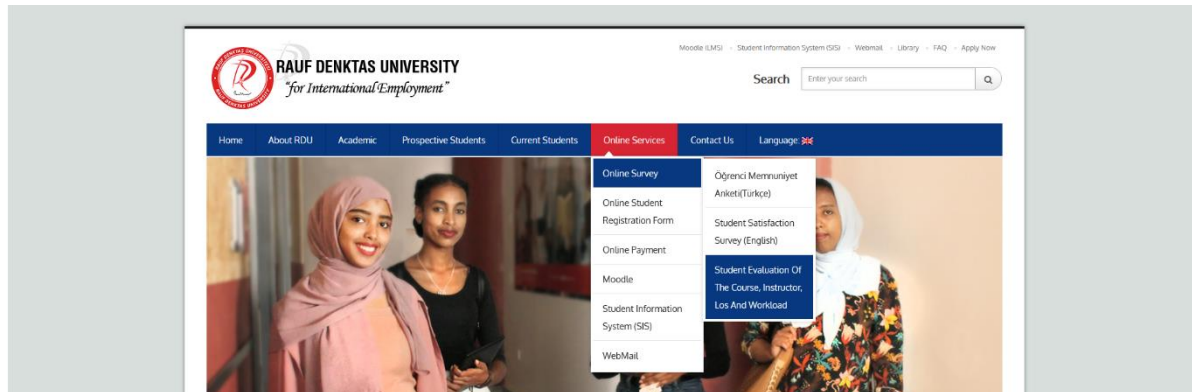
CHAPTER - 2

STEP 1: Enter the www.rdu.edu.tr internet address. (Image: 6)



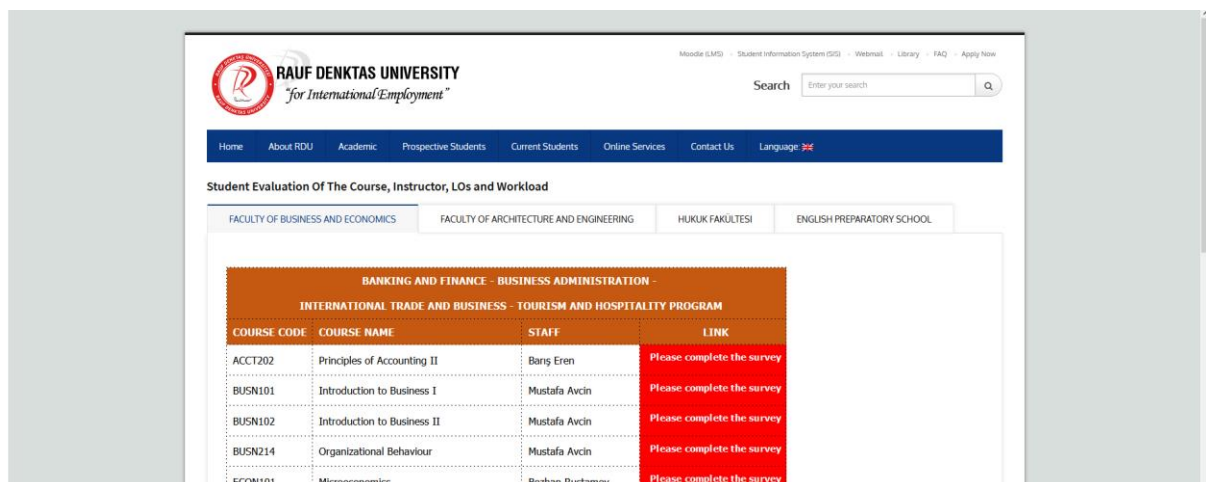
(Image: 6)

STEP 2: From the menu on the website, by following the Online Services Online Survey Course and Instructor Evaluation Questionnaire, you will go to the page containing the list of courses opened during the active period. (Image: 7)




(Image: 7)

STEP 3: On the page that opens, click on the Faculty of Law tab and switch. The student reaches the first questionnaire form that must be filled by clicking the Please Fill In The Questionnaire button on the right side of the courses he took in the active period. (Image: 8)



STEP 4: After reading the explanations on the opened questionnaire page, click the Next button to start filling the questionnaire. *(Image: 9)*



**RAUF DENKTAS UNIVERSITY STUDENT
EVALUATION of the COURSE,
INSTRUCTOR, LOs and WORKLOAD**

Instructions:

- This evaluation is part of our continuous effort to maintain academic and administrative quality.
- Results of this evaluation will be available to the instructor only AFTER final course grades have been submitted.
- We take your answers seriously, and we hope you will also take this survey seriously.
- Please write comments to explain your scores.

Thank you for participating in this evaluation.

ECON101 - Microeconomics

Letter A stands for "Strongly Agree" and letter F for "Strongly Disagree".

[Next](#)



STEP 5: After the survey questions have been answered, it is necessary to click the Send button to successfully complete and complete the survey. (Figure 10)

RAUF DENKTAS UNIVERSITY STUDENT EVALUATION of the COURSE, INSTRUCTOR, LOs and WORKLOAD

* Required

A. Course evaluation

Letter A stands for "Strongly Agree" and letter F for "Strongly Disagree".

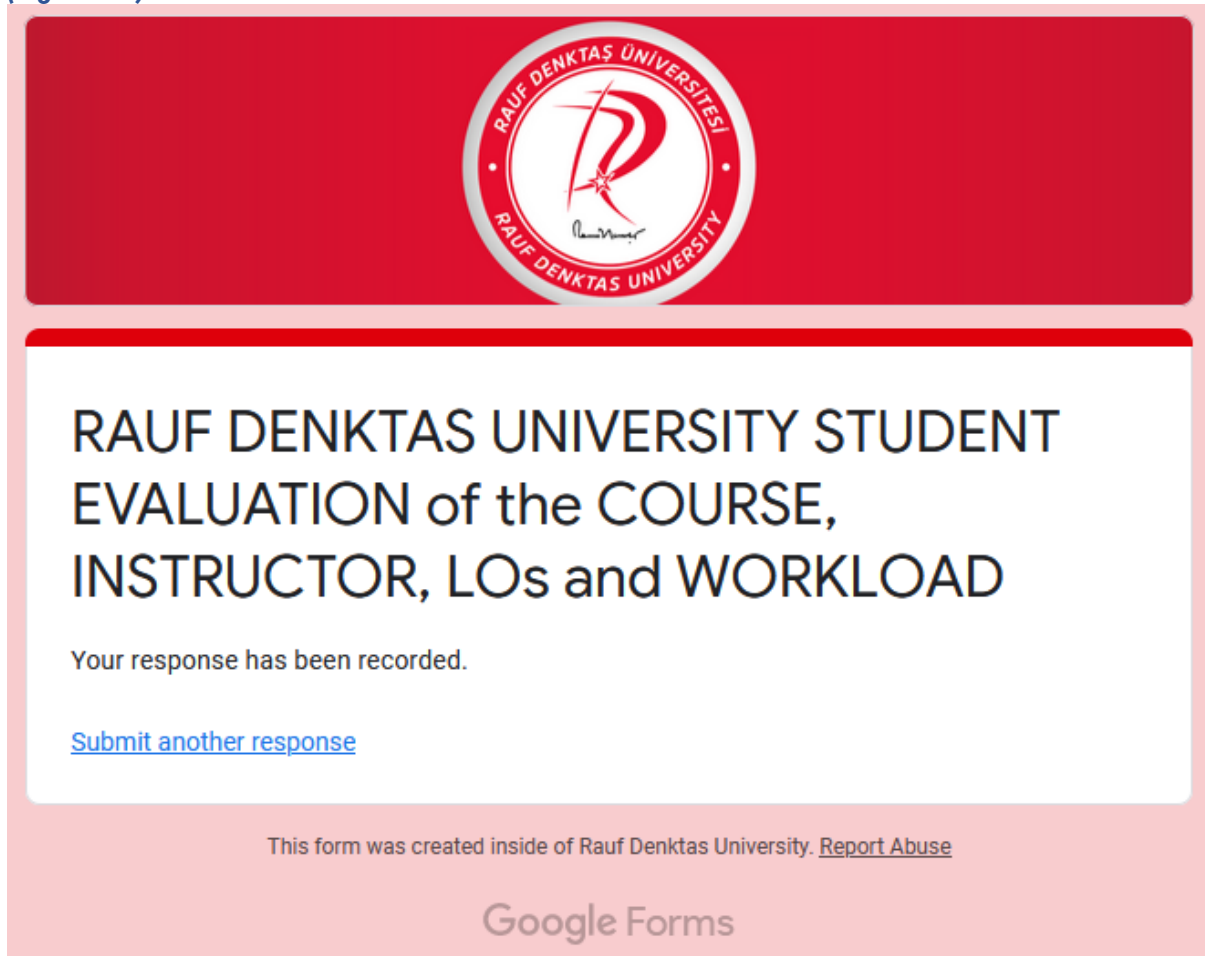
*

	A	B	C	D	F
1. Course outline matches course objectives and requirements of the course	<input type="radio"/>	<input type="radio"/>	<input type="radio"/>	<input type="radio"/>	<input type="radio"/>
2. Course outline is strictly followed	<input type="radio"/>	<input type="radio"/>	<input type="radio"/>	<input type="radio"/>	<input type="radio"/>
3. All topics indicated in the course outline are covered	<input type="radio"/>	<input type="radio"/>	<input type="radio"/>	<input type="radio"/>	<input type="radio"/>

(Figure 10)



STEP 6: Finally, the system will display a warning saying Your Response has been Saved.
(Figure 11)



RAUF DENKTAS ÜNİVERSİTESİ
RAUF DENKTAS UNIVERSITY

RAUF DENKTAS UNIVERSITY STUDENT EVALUATION of the COURSE, INSTRUCTOR, LOs and WORKLOAD

Your response has been recorded.

[Submit another response](#)

This form was created inside of Rauf Denktas University. [Report Abuse](#)

Google Forms

(Figure 11)

You have reached to the end of Chapter 2.

NOTE: You are required to fill in the questionnaires of all the courses you took during the semester. You can check which courses you have taken from UniHeart Student Information System.

